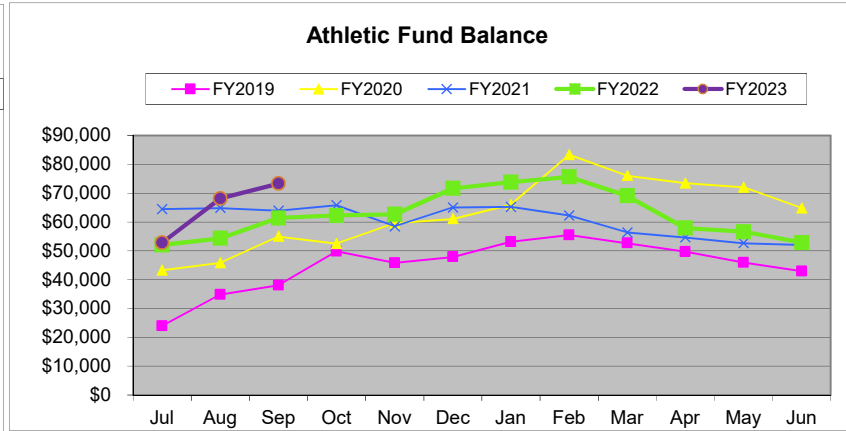
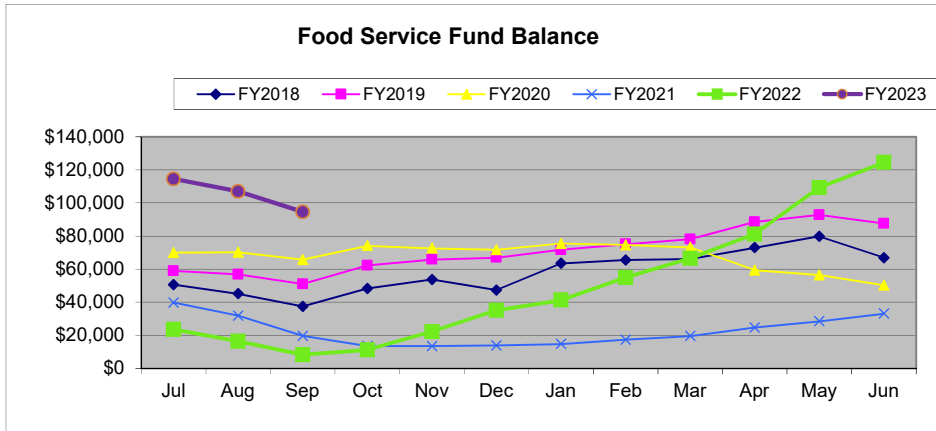


**Lucas Local Schools**  
Monthly Finance Report  
For the period ending: SEPT 2022



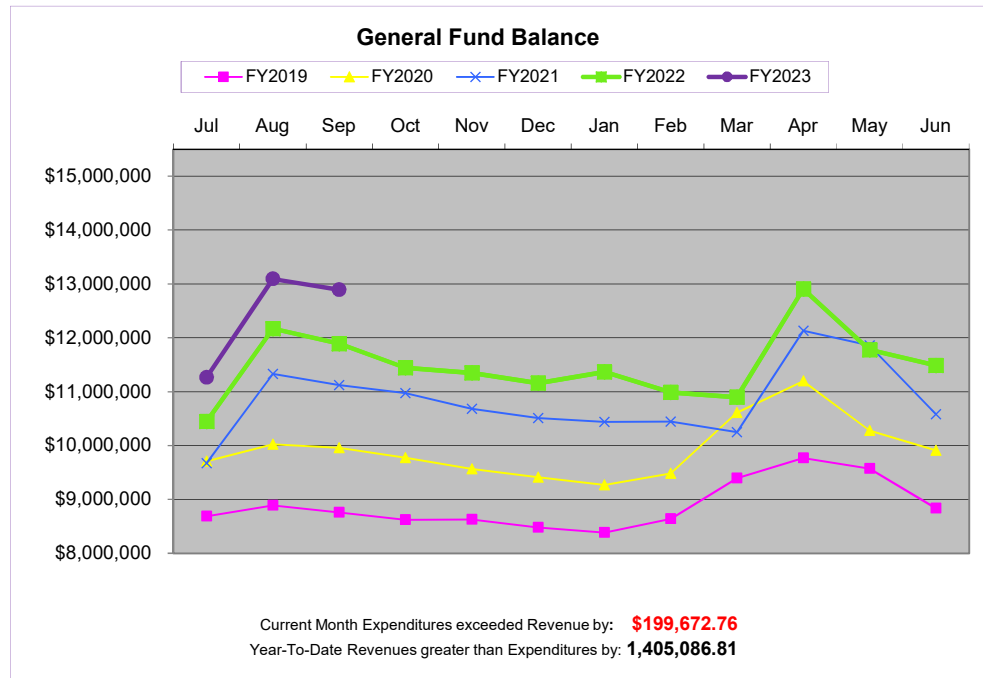
<b>PERMANENT IMPROVEMENT FUND (003):</b>	<b>\$ 828,337.64</b>
<b>CAPITAL PROJECTS FUND (070):</b>	<b>\$2,111,790.40</b>
<b>Expenditures Current Month:</b>	
GARMANN MILLER	\$ (2,355.00)
HAMMETT ASPHALT	\$ (185,960.00)

**Total \$ (188,315.00)**

<b>Open Purchase Orders:</b>	
GARMANN-MILLER & ASSOC PO#5230072	\$ 1,505.00
VASCO ASPHALT COMPANY PO#5230206	\$ 107,387.00

**Total \$ 108,892.00**

**Amount Available for Projects: \$ 2,831,236.04**



Current Month Expenditures exceeded Revenue by: **\$199,672.76**  
Year-To-Date Revenues greater than Expenditures by: **1,405,086.81**

<b>General Fund Information:</b>		
Ending cash balance as of June 30, 2022:	\$11,487,034	Actual (updated 6/30/2022)
Forecasted Ending cash balance June 30, 2023:	\$11,092,838	updated 05/17/2022
Forecasted Ending cash balance June 30, 2024:	\$11,364,823	updated 05/17/2022
Forecasted Ending cash balance June 30, 2025:	\$11,454,338	updated 05/17/2022
Forecasted Ending cash balance June 30, 2026:	\$11,613,310	updated 05/17/2022

Date: 10/06/2022  
Time: 08:43

LUCAS LOCAL SCHOOL DISTRICT  
Cash Reconciliation as of 09/30/2022

Page: 1

Gross Depository Balances:

Richland Bank General	\$148,542.30
Richland Bank Sweep	\$275,218.12
Richland Bank Payment	\$1,000.00
Richland Bank MM Savings	\$644,496.96
Star Ohio	\$11,342,658.95
Richland Bank Athletic	\$1,796.50

Total Depository Balances (Gross) \$12,413,712.83

Adjustments to Bank Balance:

Cash in Transit to Bank	\$0.00
Outstanding Checks	(\$26,461.04)
Adjustments:	
Athletic Checking	(\$1,796.50)

Total Adjustments to Bank Balance (\$28,257.54)

Investments:

Treasury Bonds and Notes	\$0.00
Certificate of Deposits	\$0.00
Other Securities	\$0.00
Other Investments:	
Richland Bank Investments (Cost Basis)	\$3,958,865.48

Total Investments \$3,958,865.48

Cash on Hand:

Petty Cash:	
Change Cash:	
BOARD,ELEM, MS,HS,ST ACT OFFICE CHANGE FUND	\$350.00
ATHLETICS CHANGE FUND	\$1,200.00
Cash with Fiscal Agent	\$0.00

Total Cash on Hand \$1,550.00

Total Balances \$16,345,870.77

Total Fund Balance \$16,345,870.77

Depository Clearance Accounts:

Total Clearance Account Balances \$0.00

Treasurer

## LUCAS LOCAL SCHOOL DISTRICT

### Cash Summary Report

FUND/SCC	Description	Initial Cash	MTD Received	FYTD Received	MTD Expended	FYTD Expended	Fund Balance	Encumbrance	Unencumbered Balance
001-0000	GENERAL FUND	\$ 11,404,321.97	\$ 436,050.62	\$ 3,010,521.17	\$ 635,172.88	\$ 1,620,425.41	\$ 12,794,417.73	\$ 1,194,882.45	\$ 11,599,535.28
001-9003	ECONOMIC DISADVANTAGED	66,687.08	0.00	0.00	0.00	68.31	66,618.77	0.00	66,618.77
001-9300	CASINO REVENUES SET ASIDE	16,025.10	0.00	17,340.05	550.50	2,280.69	31,084.46	22,517.98	8,566.48
003-9096	PERMANENT IMPROVEMENT	1,018,602.64	0.00	0.00	188,315.00	190,265.00	828,337.64	108,892.00	719,445.64
006-0000	FOOD SERVICES FUND	124,502.29	10,833.63	15,900.72	23,204.50	45,788.61	94,614.40	152,507.35	(57,892.95)
007-9001	SPECIAL TRUST - ELEM FACULTY	654.32	1.64	4.08	0.00	0.00	658.40	0.00	658.40
007-9003	SPECIAL TRUST - M.S. & H.S. FACULTY	117.47	0.29	0.73	0.00	0.00	118.20	0.00	118.20
007-9004	Cathy Gilbert Memorial	1,890.54	4.73	11.78	0.00	0.00	1,902.32	0.00	1,902.32
007-9011	MICHAEL C. FANELLO MEMORIAL SCHOLARSHIP	19,451.80	48.65	121.18	0.00	0.00	19,572.98	1,500.00	18,072.98
008-9095	ENDOWMENT FUND	9,820.56	24.56	61.17	0.00	0.00	9,881.73	500.00	9,381.73
008-9096	Scholarship fund Shelby Cooper	0.00	0.00	3,000.00	0.00	0.00	3,000.00	3,000.00	0.00
008-9099	ENDOWMENT-CHRISTINE WYKA SCHOLARSHIP	32,490.90	81.26	202.40	0.00	0.00	32,693.30	500.00	32,193.30
008-9100	LSSF SCHOLARSHIP FUND	5,007.68	6.29	22.48	1,250.00	2,500.00	2,530.16	2,500.00	30.16
018-9001	PUBLIC SCHOOL SUPPORT FUND - ELEMENTARY	7,466.28	18.44	18.44	294.00	354.50	7,130.22	39.50	7,090.72
018-9002	PUBLIC SCHOOL SUPPORT FUND - MIDDLE SCHOOL	617.50	0.00	0.00	24.00	77.20	540.30	500.00	40.30
018-9003	PUBLIC SCHOOL SUPPORT FUND - HIGH SCHOOL	3,681.17	80.00	80.00	100.00	100.00	3,661.17	1,525.00	2,136.17
018-9004	SUPT/TREAS FLOWER/FUNDRSR	20.98	0.00	0.00	0.00	0.00	20.98	0.00	20.98
019-9105	PARK NATIONAL BANK TEACHER GRANT M. WARNER	250.00	0.00	0.00	0.00	0.00	250.00	0.00	250.00
019-9501	Academic Booster's Mini Grant	1,307.74	0.00	0.00	0.00	0.00	1,307.74	0.00	1,307.74
019-9700	LUCAS LOCAL SCHOOL SUSTAINING FUND	15,027.22	2,537.50	5,900.90	1,005.50	8,411.47	12,516.65	2,682.16	9,834.49
020-0000	FARM	2,248.16	0.00	0.00	0.00	0.00	2,248.16	0.00	2,248.16
070-9021	CAPITAL PROJECTS FUND	2,111,790.40	0.00	0.00	0.00	0.00	2,111,790.40	0.00	2,111,790.40
200-9001	DRAMA CLUB-ELEMENTARY	86.56	0.00	0.00	0.00	0.00	86.56	0.00	86.56
200-9002	DRAMA CLUB-MIDDLE SCHOOL	665.08	0.00	0.00	0.00	0.00	665.08	0.00	665.08
200-9015	CLASS OF 2015	1,070.40	0.00	0.00	0.00	0.00	1,070.40	0.00	1,070.40
200-9016	CLASS OF 2016	0.00	0.00	0.00	0.00	0.00	0.00	0.00	0.00
200-9017	CLASS OF 2017	887.97	0.00	0.00	0.00	0.00	887.97	0.00	887.97
200-9018	CLASS OF 2018	1,112.23	0.00	0.00	0.00	0.00	1,112.23	0.00	1,112.23
200-9019	CLASS OF 2019	869.73	0.00	0.00	0.00	0.00	869.73	0.00	869.73
200-9020	CLASS OF 2020	0.00	0.00	0.00	0.00	0.00	0.00	0.00	0.00
200-9021	CLASS OF 2021	351.22	0.00	0.00	0.00	0.00	351.22	0.00	351.22
200-9022	CLASS OF 2022	1,255.65	0.00	0.00	0.00	999.26	256.39	30.40	225.99
200-9023	CLASS OF 2023	1,976.04	500.00	500.00	0.00	0.00	2,476.04	600.00	1,876.04
200-9024	CLASS OF 2024	1,360.00	680.00	680.00	0.00	0.00	2,040.00	0.00	2,040.00

## LUCAS LOCAL SCHOOL DISTRICT Cash Summary Report

FUND/SCC	Description	Initial Cash	MTD Received	FYTD Received	MTD Expended	FYTD Expended	Fund Balance	Encumbrance	Unencumbered Balance
200-9025	CLASS OF 2025	\$ 520.00	\$ 540.00	\$ 540.00	\$ 0.00	\$ 0.00	\$ 1,060.00	\$ 0.00	\$ 1,060.00
200-9026	CLASS OF 2026	0.00	500.00	500.00	0.00	0.00	500.00	0.00	500.00
200-9125	FRENCH CLUB	1,151.71	0.00	0.00	0.00	0.00	1,151.71	0.00	1,151.71
200-9128	SPANISH CLUB	713.25	0.00	0.00	0.00	0.00	713.25	0.00	713.25
200-9144	DESTINATION IMAGINATION	64.16	0.00	0.00	0.00	0.00	64.16	0.00	64.16
200-9330	F F A	12,445.34	0.00	0.00	0.00	0.00	12,445.34	1,841.00	10,604.34
200-9440	MUSIC ACTIVITIES	10,986.02	0.00	0.00	0.00	10,986.02	0.00	0.00	0.00
200-9470	CHOIR	580.54	0.00	0.00	0.00	0.00	580.54	0.00	580.54
200-9611	ELEM STUDENT COUNCIL	2,340.59	30.28	30.28	0.00	0.00	2,370.87	0.00	2,370.87
200-9612	MIDDLE SCHOOL STUDENT COUNCIL	2,570.08	0.00	0.00	0.00	0.00	2,570.08	0.00	2,570.08
200-9613	HS STUDENT COUNCIL	3,714.64	1,080.75	1,080.75	871.75	871.75	3,923.64	179.41	3,744.23
200-9680	YEARBOOK	11,291.89	425.00	425.00	282.89	282.89	11,434.00	3,391.11	8,042.89
200-9690	NEWSPAPER	621.59	0.00	0.00	0.00	0.00	621.59	0.00	621.59
200-9710	LUCAS ACADEMIC HONOR SOCIETY	0.00	0.00	198.00	0.00	0.00	198.00	0.00	198.00
200-9810	LUCAS SCHOOLS PEP CLUB	632.60	0.00	0.00	0.00	0.00	632.60	200.00	432.60
300-9001	ELEM/MS LIBRARY	9,476.31	554.97	680.41	0.00	0.00	10,156.72	12,499.58	(2,342.86)
300-9003	HS LIBRARY	983.78	48.30	48.30	0.00	0.00	1,032.08	0.00	1,032.08
300-9440	BAND/MUSIC DIST MANAGED ACT ACCT	0.00	250.00	11,474.02	0.00	516.70	10,957.32	100.00	10,857.32
300-9500	ATHLETIC	52,824.59	12,338.00	32,479.02	7,130.04	11,962.23	73,341.38	23,385.00	49,956.38
300-9510	ATHLETICS - HS FOOTBALL	15,831.15	301.00	301.00	0.00	8,069.98	8,062.17	960.00	7,102.17
300-9511	ATHLETICS - MS FOOTBALL	87.67	0.00	0.00	0.00	0.00	87.67	0.00	87.67
300-9520	ATHLETICS - BOYS HS BASKETBALL	1,045.99	0.00	1,699.00	0.00	0.00	2,744.99	0.00	2,744.99
300-9521	ATHLETICS - BOYS MS BASKETBALL	98.61	0.00	0.00	0.00	0.00	98.61	0.00	98.61
300-9525	ATHLETICS - GIRLS HS BASKETBALL	436.68	0.00	0.00	0.00	0.00	436.68	0.00	436.68
300-9526	ATHLETICS - GIRLS MS BASKETBALL	52.44	0.00	0.00	0.00	0.00	52.44	0.00	52.44
300-9528	ATHLETICS - WRESTLING	3,900.11	0.00	0.00	0.00	0.00	3,900.11	0.00	3,900.11
300-9530	ATHLETICS - BASEBALL	2,246.63	0.00	1,500.00	0.00	2,018.59	1,728.04	855.00	873.04
300-9540	ATHLETICS - SOFTBALL	2,235.47	0.00	9,392.00	0.00	1,360.00	10,267.47	0.00	10,267.47
300-9550	ATHLETICS - HS VOLLEYBALL	1,168.97	1,734.50	3,848.50	(319.00)	1,906.64	3,110.83	1,420.25	1,690.58
300-9551	ATHLETICS - MS VOLLEYBALL	0.00	0.00	0.00	0.00	0.00	0.00	0.00	0.00
300-9553	ATHLETICS - HS CHEERLEADING	3,373.28	7.50	942.85	605.39	1,911.96	2,404.17	37.50	2,366.67
300-9554	ATHLETICS - MS CHEERLEADING	107.80	0.00	0.00	0.00	0.00	107.80	0.00	107.80
300-9560	ATHLETICS - HS CROSS COUNTRY	744.34	250.00	250.00	0.00	0.00	994.34	0.00	994.34

## LUCAS LOCAL SCHOOL DISTRICT

### Cash Summary Report

FUND/SCC	Description	Initial Cash	MTD Received	FYTD Received	MTD Expended	FYTD Expended	Fund Balance	Encumbrance	Unencumbered Balance
300-9561	ATHLETICS - MS CROSS COUNTRY	\$ 220.11	\$ 0.00	\$ 0.00	\$ 0.00	\$ 0.00	\$ 220.11	\$ 0.00	\$ 220.11
300-9570	ATHLETICS - HS TRACK & FIELD	2,224.86	0.00	0.00	0.00	0.00	2,224.86	260.60	1,964.26
300-9571	ATHLETICS - MS TRACK & FIELD	0.00	0.00	0.00	0.00	0.00	0.00	0.00	0.00
451-9021	eTech Ohio Connectivity Subsidy	0.00	0.00	0.00	0.00	0.00	0.00	0.00	0.00
451-9022	eTech Ohio Connectivity Subsidy	0.00	0.00	0.00	0.00	0.00	0.00	0.00	0.00
451-9023	DATA COMMUNICATION FUND	0.00	0.00	0.00	0.00	0.00	0.00	0.00	0.00
467-9020	Student Wellness and Success Fund FY20	0.00	0.00	0.00	0.00	0.00	0.00	0.00	0.00
467-9021	Student Wellness and Success Fund FY21	29,022.69	0.00	0.00	0.00	0.00	29,022.69	29,022.69	0.00
467-9022	Student Wellness and Success Fund FY21	0.00	0.00	0.00	0.00	0.00	0.00	0.00	0.00
499-9020	SCHOOL SAFETY GRANT	0.00	0.00	0.00	0.00	0.00	0.00	0.00	0.00
499-9021	SCHOOL SAFETY GRANT	0.00	0.00	0.00	0.00	0.00	0.00	0.00	0.00
499-9022	MISCELLANEOUS STATE GRANT FUND	0.00	0.00	0.00	0.00	0.00	0.00	0.00	0.00
499-9121	School Bus Purchase Program	0.00	0.00	0.00	0.00	0.00	0.00	0.00	0.00
507-9021	ESSER (Elem & Sec School Emergency Relief)	0.00	0.00	0.00	0.00	0.00	0.00	0.00	0.00
507-9022	ESSER II	0.00	0.00	0.00	731.10	731.10	(731.10)	1,995.00	(2,726.10)
507-9023	ESSER II	0.00	0.00	0.00	0.00	0.00	0.00	0.00	0.00
507-9122	ARP ESSER	0.00	5,717.17	10,918.43	14,561.44	25,479.87	(14,561.44)	0.00	(14,561.44)
507-9123	ARP ESSER	0.00	0.00	0.00	0.00	0.00	0.00	0.00	0.00
508-9021	GEER (Governor's Emergency Education Relief)	0.00	0.00	0.00	0.00	0.00	0.00	0.00	0.00
510-9021	CRF (Coronavirus Relief Fund)	0.00	0.00	0.00	0.00	0.00	0.00	0.00	0.00
510-9121	BroadBand Ohio Connectivity Grant	0.00	0.00	0.00	0.00	0.00	0.00	0.00	0.00
510-9221	CRF Rich Cty Commisioners	0.00	0.00	0.00	0.00	0.00	0.00	0.00	0.00
516-9020	IDEA FY-2020	0.00	0.00	0.00	0.00	0.00	0.00	0.00	0.00
516-9021	IDEA FY-2021	0.00	0.00	0.00	0.00	0.00	0.00	0.00	0.00
516-9022	IDEA FY-2021	0.00	3,404.34	6,808.75	0.00	6,808.75	0.00	0.00	0.00
516-9023	IDEA B	0.00	0.00	0.00	13,425.78	13,425.78	(13,425.78)	0.00	(13,425.78)
572-9021	TITLE I FY-2021	0.00	0.00	0.00	0.00	0.00	0.00	0.00	0.00
572-9022	TITLE I FY-2021	0.00	5,002.81	10,261.50	0.00	10,261.50	0.00	0.00	0.00
572-9023	TITLE I	0.00	0.00	0.00	5,666.33	5,666.33	(5,666.33)	0.00	(5,666.33)
572-9122	TITLE I DISADVANTAGED CHILDREN	0.00	0.00	0.00	0.00	0.00	0.00	0.00	0.00
584-9022	TITLE IV, PART A STUDENT SUPPORT AND ACADEM ENRICH	0.00	0.00	0.00	0.00	0.00	0.00	0.00	0.00
584-9023	TITLE IV, PART A STUDENT SUPPORT AND ACADEM ENRICH	0.00	0.00	0.00	0.00	0.00	0.00	0.00	0.00
587-9021	ECSE FY-2021	0.00	0.00	0.00	0.00	0.00	0.00	0.00	0.00

**LUCAS LOCAL SCHOOL DISTRICT**  
**Cash Summary Report**

FUND/SCC	Description	Initial Cash	MTD Received	FYTD Received	MTD Expended	FYTD Expended	Fund Balance	Encumbrance	Unencumbered Balance
587-9022	ECSE FY-2021	\$ 0.00	\$ 0.00	\$ 0.00	\$ 0.00	\$ 0.00	\$ 0.00	\$ 0.00	\$ 0.00
587-9023	ECSE	0.00	0.00	0.00	0.00	0.00	0.00	0.00	0.00
590-9021	TITLE II-A FY-2021	0.00	0.00	0.00	0.00	0.00	0.00	0.00	0.00
590-9022	TITLE II-A FY-2021	0.00	0.00	0.00	0.00	0.00	0.00	0.00	0.00
590-9023	TITLE II-A	0.00	0.00	0.00	2,772.84	2,772.84	(2,772.84)	0.00	(2,772.84)
599-9021	TITLE IV-A Student Sprt & Acad Enrichment	0.00	0.00	0.00	0.00	0.00	0.00	0.00	0.00
599-9022	TITLE IV-A Student Sprt & Acad Enrichment	0.00	0.00	0.00	0.00	0.00	0.00	0.00	0.00
599-9023	TITLE IV-A Student Sprt & Acad Enrichment	0.00	0.00	0.00	0.00	0.00	0.00	0.00	0.00
599-9821	ARPA 2021 K-12 SCHOOL SAFETY GRANT	0.00	149,100.67	149,100.67	0.00	0.00	149,100.67	0.00	149,100.67
599-9917	REAP 7/1/2021-09/30/2022	0.00	0.00	0.00	0.00	0.00	0.00	0.00	0.00
599-9920	EPA Clean Diesel Rebate Program CFDA 66.039	0.00	0.00	0.00	0.00	0.00	0.00	0.00	0.00
599-9922	REAP 7/1/2020-09/30/2021	0.00	5,259.80	5,259.80	0.00	5,259.80	0.00	0.00	0.00
599-9923	REAP 7/1/2021-09/30/2022	0.00	0.00	0.00	0.00	0.00	0.00	0.00	0.00
<b>Grand Total</b>		<b>\$ 15,025,330.57</b>	<b>\$ 637,412.70</b>	<b>\$ 3,302,103.38</b>	<b>\$ 895,644.94</b>	<b>\$ 1,981,563.18</b>	<b>\$ 16,345,870.77</b>	<b>\$ 1,568,323.98</b>	<b>\$ 14,777,546.79</b>

## Lucas Local School District Investment Report

Invest #	Issue Date	Maturity Date	Description	Interest Rate	Invested Amount
1093	10/13/2017	10/13/2022	Synchrony Bank CD 87165ENW3	2.350%	\$ 50,000.00
1094	12/5/2017	12/5/2022	American Express Centurion CD 02587D2QC	2.500%	\$ 200,000.00
1095	12/15/2017	12/15/2022	First NE Bank Nebraska CD 33583FAC6	2.250%	\$ 200,000.00
1096	1/10/2018	1/10/2023	Wells Fargo CD 979763MM5	2.600%	\$ 50,000.00
2101	8/11/2021	2/17/2023	Goldman Sachs Bk USA	0.200%	\$ 150,000.00
2102	8/11/2021	2/27/2023	UBS Bk USA Salt Lake City UT	0.200%	\$ 150,000.00
1097	2/28/2018	2/28/2023	Ohio Valley Bank CD 677721CS9	2.600%	\$ 25,000.00
1098	3/6/2018	3/6/2023	State Bank of India ny 856285JS1	3.000%	\$ 225,000.00
2110	9/9/2021	9/8/2023	Industrial & Colm Bk China 45581ECQ2	0.250%	\$ 200,000.00
2113	9/15/2021	9/15/2023	Vertex Cmnty Bk NA Dallas 923450cp3	0.200%	\$ 200,000.00
2112	10/1/2021	10/10/2023	Synchrony Bank CD 87165he63	0.400%	\$ 198,000.00
2204	4/4/2022	10/19/2023	JPMORGAN CHASE	2.000%	\$ 235,000.00
2114	11/18/2021	11/24/2023	Capital One Natl Assn Va	0.500%	\$ 200,000.00
2111	9/15/2021	12/15/2023	Bank Ozk 06417nb69	0.180%	\$ 200,000.00
2205	5/9/2022	11/12/2024	UBS Bk USA Salt Lake City UT	3.000%	\$ 200,000.00
2206	5/31/2022	12/2/2024	ALLY BK MIDVALE UTAH	3.000%	\$ 200,000.00
2209	9/9/2022	9/15/2025	Morgan Stanley Bk	3.550%	\$ 200,000.00
2209-2	9/9/2022	9/29/2025	Ephrata Natl Bk	3.650%	\$ 200,000.00
2209-3	9/9/2022	9/28/2026	Security Bk & Tr Co Paris	3.850%	\$ 200,000.00
2209-4	9/19/2022	9/30/2026	Morgan Stanley Private Bk	4.050%	\$ 200,000.00
<b>Total Investments at Maturity:</b>					<b>\$ 3,483,000.00</b>
		3/23/2023	U.S. Treasury T-Bills		\$ 147,588.51
			Money Market - Northern Instl Govt Select	1.100%	\$ 328,276.97
<b>GRAND TOTAL:</b>					<b>\$ 3,958,865.48</b>

Start Date: 09/01/2022

End Date: 09/30/2022

## LUCAS LOCAL SCHOOL DISTRICT MONTHLY CHECK REGISTER

Check Number	Type	Date	Name	Vendor #	Status	Reconcile Date	Void Date	Amount
0	PAYROLL	9/2/2022	LUCAS LOCAL SCHOOL DISTRICT		RECONCILED	9/2/2022		\$ 147,123.10
0	PAYROLL	9/16/2022	LUCAS LOCAL SCHOOL DISTRICT		RECONCILED	9/16/2022		153,943.14
0	PAYROLL	9/30/2022	LUCAS LOCAL SCHOOL DISTRICT		RECONCILED	9/30/2022		176,722.28
0	ACCOUNTS_PAYABLE	9/7/2022	CENTURYLINK	131227	RECONCILED	9/26/2022		58.20
0	ACCOUNTS_PAYABLE	9/7/2022	DIRECT ENERGY BUSINESS	931258	RECONCILED	9/26/2022		68.42
0	ACCOUNTS_PAYABLE	9/7/2022	FIRELANDS ELECTRIC COOP	988500	RECONCILED	9/26/2022		303.16
0	ACCOUNTS_PAYABLE	9/23/2022	HERITAGE COOPERATIVE	396983	RECONCILED	9/27/2022		2,923.47
0	ACCOUNTS_PAYABLE	9/23/2022	HILLYARD OHIO	232220	RECONCILED	9/26/2022		1,171.61
0	ACCOUNTS_PAYABLE	9/28/2022	LOWE'S CREDIT SERVICES	165615	RECONCILED	9/30/2022		431.09
0	ACCOUNTS_PAYABLE	9/7/2022	NAPA AUTO PARTS	397311	RECONCILED	9/26/2022		18.86
0	ACCOUNTS_PAYABLE	9/16/2022	OHIO.NET INTERNET PROVIDERS	931559	RECONCILED	9/26/2022		176.29
0	ACCOUNTS_PAYABLE	9/16/2022	PARK NATIONAL BANK	900300	RECONCILED	9/26/2022		1,628.94
0	ACCOUNTS_PAYABLE	9/23/2022	PARK NATIONAL BANK	900300	RECONCILED	9/26/2022		1,500.00
0	ACCOUNTS_PAYABLE	9/30/2022	PARK NATIONAL BANK	900300	RECONCILED	9/30/2022		6,746.89
0	ACCOUNTS_PAYABLE	9/30/2022	SCHOOL EMPLOYEES RETIREMENT	902003	RECONCILED	9/30/2022		18,017.61
0	ACCOUNTS_PAYABLE	9/7/2022	SCHOOL SPECIALTY	238220	VOID		9/7/2022	6,926.69
0	ACCOUNTS_PAYABLE	9/16/2022	SPECTRUM COMMUNICATIONS	902009	RECONCILED	9/30/2022		275.61
0	ACCOUNTS_PAYABLE	9/30/2022	STATE TEACHERS RETIREMENT SYST	902002	RECONCILED	9/30/2022		33,693.93
0	ACCOUNTS_PAYABLE	9/7/2022	TREASURER OF STATE	269950	RECONCILED	9/26/2022		61.50
0	ACCOUNTS_PAYABLE	9/28/2022	US Bank One Card	131127	RECONCILED	9/30/2022		2,879.56
22678	ACCOUNTS_PAYABLE	9/2/2022	ISAAC COFFY	54300	RECONCILED	9/7/2022		300.00
22679	REFUND	9/7/2022	STACY BAKER	13630	RECONCILED	9/12/2022		54.75
22680	REFUND	9/7/2022	ASHLEY BUCKLEY-COLE	37210	RECONCILED	9/13/2022		14.00
22681	REFUND	9/7/2022	PIONEER CAREER &	212145	RECONCILED	9/15/2022		621.02
22682	REFUND	9/7/2022	MELISSA ROSE	232240	RECONCILED	9/16/2022		14.85
22683	REFUND	9/7/2022	KATY SPOHN	256558	RECONCILED	9/28/2022		25.60
22684	ACCOUNTS_PAYABLE	9/7/2022	CARQUEST AUTO PARTS STORES	45800	RECONCILED	9/12/2022		32.32
22685	ACCOUNTS_PAYABLE	9/7/2022	AMERICAN HEART ASSOCIATION	5710	RECONCILED	9/28/2022		401.40
22686	ACCOUNTS_PAYABLE	9/7/2022	BRAIN POP LLC	397143	RECONCILED	9/12/2022		3,515.00
22687	ACCOUNTS_PAYABLE	9/7/2022	CARDINAL BUS SALES	396769	RECONCILED	9/13/2022		31.35
22688	ACCOUNTS_PAYABLE	9/7/2022	CLEAR FORK VALLEY LOCAL	52850	RECONCILED	9/12/2022		1,221.40
22689	ACCOUNTS_PAYABLE	9/7/2022	COLONEL CRAWFORD H S	55300	RECONCILED	9/14/2022		160.00
22690	ACCOUNTS_PAYABLE	9/7/2022	GARMANN-MILLER & ASSOC.	131538	RECONCILED	9/13/2022		2,355.00
22691	ACCOUNTS_PAYABLE	9/7/2022	GLOBE TICKET	102900	RECONCILED	9/13/2022		775.00
22692	ACCOUNTS_PAYABLE	9/7/2022	HAMMETT ASPHALT PAVING INC	107800	RECONCILED	9/19/2022		163,970.00
22693	ACCOUNTS_PAYABLE	9/7/2022	K-LOG INC	397265	RECONCILED	9/13/2022		1,696.96
22694	ACCOUNTS_PAYABLE	9/7/2022	KIMBALL MIDWEST	397105	RECONCILED	9/13/2022		467.43
22695	ACCOUNTS_PAYABLE	9/7/2022	KLEEM, INC.	155600	RECONCILED	9/14/2022		259.70
22696	ACCOUNTS_PAYABLE	9/7/2022	COMDOC, INC.	178795	RECONCILED	9/13/2022		146.06



Start Date: 09/01/2022

End Date: 09/30/2022

## LUCAS LOCAL SCHOOL DISTRICT

### MONTHLY CHECK REGISTER

Check Number	Type	Date	Name	Vendor #	Status	Reconcile Date	Void Date	Amount
22697	ACCOUNTS_PAYABLE	9/7/2022	MEDINA COUNTY ESC	185225	RECONCILED	9/13/2022		\$ 85.00
22698	ACCOUNTS_PAYABLE	9/7/2022	NORTHMOR H.S. ATHLETIC DEPT.	396545	RECONCILED	9/15/2022		160.00
22699	ACCOUNTS_PAYABLE	9/7/2022	O'Reilly Auto Parts	208487	RECONCILED	9/19/2022		8.74
22700	ACCOUNTS_PAYABLE	9/7/2022	OAPSA	206281	OUTSTANDING			125.00
22701	ACCOUNTS_PAYABLE	9/7/2022	SCHOOL HEALTH CORPORATION	397174	RECONCILED	9/15/2022		101.99
22702	ACCOUNTS_PAYABLE	9/7/2022	PLYMOUTH H S	214980	RECONCILED	9/13/2022		100.00
22703	ACCOUNTS_PAYABLE	9/7/2022	QUILL CORPORATION	218550	RECONCILED	9/16/2022		111.18
22704	ACCOUNTS_PAYABLE	9/7/2022	School Health Corporation	396875	RECONCILED	9/15/2022		102.16
22705	ACCOUNTS_PAYABLE	9/7/2022	SHIFFLER EQUIPMENT SALES, INC	246600	RECONCILED	9/13/2022		196.18
22706	ACCOUNTS_PAYABLE	9/7/2022	SPYDER SIGNS AND GRAPHICS	131610	RECONCILED	9/21/2022		100.00
22707	ACCOUNTS_PAYABLE	9/7/2022	TOWN MONEY SAVER INC	131616	RECONCILED	9/16/2022		1,595.00
22708	ACCOUNTS_PAYABLE	9/7/2022	TRUCK SALES & SERVICE, INC.	116090	RECONCILED	9/13/2022		120.73
22709	ACCOUNTS_PAYABLE	9/7/2022	VILLAGE OF LUCAS	276380	RECONCILED	9/14/2022		9,191.52
22710	ACCOUNTS_PAYABLE	9/7/2022	SCHOOL SPECIALTY	238220	RECONCILED	9/16/2022		6,043.69
22711	ACCOUNTS_PAYABLE	9/16/2022	ADMINREMIX LLC	131696	RECONCILED	9/27/2022		233.31
22712	ACCOUNTS_PAYABLE	9/16/2022	ADVANCED KEY & LOCK SHOP	3650	RECONCILED	9/22/2022		168.00
22713	ACCOUNTS_PAYABLE	9/16/2022	AGPARTS WORLDWIDE, INC.	8852	RECONCILED	9/20/2022		475.00
22714	ACCOUNTS_PAYABLE	9/16/2022	ALFRED NICKLES BAKERY	204500	RECONCILED	9/20/2022		204.01
22715	ACCOUNTS_PAYABLE	9/16/2022	ARES SPORTSWEAR	396792	RECONCILED	9/21/2022		325.00
22716	ACCOUNTS_PAYABLE	9/16/2022	BUCYRUS CITY SCHOOLS	38130	RECONCILED	9/22/2022		200.00
22717	ACCOUNTS_PAYABLE	9/16/2022	CINTAS CORPORATION #003	131183	RECONCILED	9/22/2022		48.03
22718	ACCOUNTS_PAYABLE	9/16/2022	COLUMBIA GAS	55990	OUTSTANDING			654.13
22719	ACCOUNTS_PAYABLE	9/16/2022	EJ THERAPY INC	396559	RECONCILED	9/28/2022		2,230.75
22720	ACCOUNTS_PAYABLE	9/16/2022	GALION COMMUNITY HOSPITAL	131443	RECONCILED	9/22/2022		110.00
22721	ACCOUNTS_PAYABLE	9/16/2022	GORDON FOOD SERVICE	105225	RECONCILED	9/21/2022		6,486.62
22722	ACCOUNTS_PAYABLE	9/16/2022	GRAINGER INC	105375	RECONCILED	9/21/2022		426.08
22723	ACCOUNTS_PAYABLE	9/16/2022	BRAYDEN JACKSON	137755	RECONCILED	9/26/2022		1,250.00
22724	ACCOUNTS_PAYABLE	9/16/2022	MID OHIO TROPHY & AWARDS	189750	RECONCILED	9/26/2022		47.00
22725	ACCOUNTS_PAYABLE	9/16/2022	QUILL CORPORATION	218550	OUTSTANDING			14.72
22726	ACCOUNTS_PAYABLE	9/16/2022	RIGHTWAY FOOD SERVICE	397070	RECONCILED	9/21/2022		1,810.39
22727	ACCOUNTS_PAYABLE	9/16/2022	ROUTE 39 DESIGNS	232265	RECONCILED	9/20/2022		264.00
22728	ACCOUNTS_PAYABLE	9/16/2022	SCHOOL PRIDE	396898	RECONCILED	9/21/2022		730.00
22729	ACCOUNTS_PAYABLE	9/16/2022	SCHOOL SPECIALTY	238220	RECONCILED	9/29/2022		1,599.91
22730	ACCOUNTS_PAYABLE	9/16/2022	SKELTONS INC	251140	RECONCILED	9/23/2022		197.46
22731	ACCOUNTS_PAYABLE	9/16/2022	Wilson Language Training Corp.	131112	RECONCILED	9/21/2022		13,740.84
22732	ACCOUNTS_PAYABLE	9/21/2022	STARK COUNTY COG	397268	RECONCILED	9/27/2022		62,966.73
22733	ACCOUNTS_PAYABLE	9/23/2022	AGPARTS WORLDWIDE, INC.	8852	RECONCILED	9/27/2022		59.85
22734	ACCOUNTS_PAYABLE	9/23/2022	CARDINAL BUS SALES	396769	RECONCILED	9/28/2022		67.28
22735	ACCOUNTS_PAYABLE	9/23/2022	CDW-G	396372	OUTSTANDING			24.64

Start Date: 09/01/2022

End Date: 09/30/2022

## LUCAS LOCAL SCHOOL DISTRICT

### MONTHLY CHECK REGISTER

Check Number	Type	Date	Name	Vendor #	Status	Reconcile Date	Void Date	Amount
22736	ACCOUNTS_PAYABLE	9/23/2022	EDMENTUM, INC.	396830	RECONCILED	9/30/2022		\$ 555.50
22737	ACCOUNTS_PAYABLE	9/23/2022	Michele Fisher	89112	RECONCILED	9/28/2022		79.00
22738	ACCOUNTS_PAYABLE	9/23/2022	FOLLETT HIGHER EDUCATION GROUP, LLC	91850	RECONCILED	9/30/2022		512.50
22739	ACCOUNTS_PAYABLE	9/23/2022	G & L SUPPLY CO	96450	RECONCILED	9/27/2022		1,698.67
22740	ACCOUNTS_PAYABLE	9/23/2022	HAMMETT ASPHALT PAVING INC	107800	OUTSTANDING			21,990.00
22741	ACCOUNTS_PAYABLE	9/23/2022	IDENTISYS INC	131715	RECONCILED	9/30/2022		4,312.00
22742	ACCOUNTS_PAYABLE	9/23/2022	JOSTENS INC	141530	RECONCILED	9/29/2022		148.89
22743	ACCOUNTS_PAYABLE	9/23/2022	KIMBALL MIDWEST	397105	RECONCILED	9/27/2022		43.25
22744	ACCOUNTS_PAYABLE	9/23/2022	ROBERT LEWIS	163755	RECONCILED	9/28/2022		216.94
22745	ACCOUNTS_PAYABLE	9/23/2022	MID OHIO EDUCATIONAL SERV CTR	227880	RECONCILED	9/26/2022		1,896.00
22746	ACCOUNTS_PAYABLE	9/23/2022	Ohio Association of Administrators of State & Federal Education Programs	206262	OUTSTANDING			900.00
22747	ACCOUNTS_PAYABLE	9/23/2022	OAEP	396173	OUTSTANDING			160.00
22748	ACCOUNTS_PAYABLE	9/23/2022	OAHPERD	397217	RECONCILED	9/29/2022		410.00
22749	ACCOUNTS_PAYABLE	9/23/2022	OASBO	396932	OUTSTANDING			100.00
22750	ACCOUNTS_PAYABLE	9/23/2022	OHIO BIRD SANCTUARY	207250	OUTSTANDING			450.00
22751	ACCOUNTS_PAYABLE	9/23/2022	OHSBCA DIST 6	69995	OUTSTANDING			70.00
22752	ACCOUNTS_PAYABLE	9/23/2022	PETERS, KALIAL & MARKAKIS	183088	RECONCILED	9/27/2022		864.00
22753	ACCOUNTS_PAYABLE	9/23/2022	ROUTE 39 DESIGNS	232265	RECONCILED	9/27/2022		572.50
22754	ACCOUNTS_PAYABLE	9/23/2022	SPIRE ADVERTISING	256557	RECONCILED	9/27/2022		1,500.00
22755	ACCOUNTS_PAYABLE	9/23/2022	T A C	266500	RECONCILED	9/28/2022		1,297.36
22756	ACCOUNTS_PAYABLE	9/23/2022	TRUCK SALES & SERVICE, INC.	116090	OUTSTANDING			89.82
22757	ACCOUNTS_PAYABLE	9/23/2022	WELLINGTON IMPLEMENT	8775	OUTSTANDING			80.73
22758	ACCOUNTS_PAYABLE	9/23/2022	WHOOO'S READING	285926	OUTSTANDING			1,507.00
22759	ACCOUNTS_PAYABLE	9/23/2022	WINSOR LEARNING, INC	292262	RECONCILED	9/29/2022		199.00
22760	ACCOUNTS_PAYABLE	9/23/2022	ZEP MANUFACTURING CO	299325	RECONCILED	9/30/2022		278.80
22761	ACCOUNTS_PAYABLE	9/28/2022	ISAAC COFFY	54300	OUTSTANDING			295.00
<b>Grand Total</b>								<b>\$ 883,334.09</b>

**LUCAS LOCAL SCHOOL DISTRICT**  
**Monthly Summary of Revenues by Fund**

Fund	Description	FYTD Receivable	FYTD Actual Receipts	MTD Actual Receipts	FYTD Balance Receivable	FYTD Percent Receivable
001	GENERAL	\$ 8,276,930.26	\$ 3,027,861.22	\$ 436,050.62	\$ 5,249,069.04	36.58 %
003	PERMANENT IMPROVEMENT	0.00	0.00	0.00	0.00	0.00
006	FOOD SERVICE	190,230.00	15,900.72	10,833.63	174,329.28	8.36
007	SPECIAL TRUST	112.00	137.77	55.31	(25.77)	123.01
008	ENDOWMENT	12,135.00	3,286.05	112.11	8,848.95	27.08
018	PUBLIC SCHOOL SUPPORT	3,435.00	98.44	98.44	3,336.56	2.87
019	OTHER GRANT	50,250.00	5,900.90	2,537.50	44,349.10	11.74
020	SPECIAL ENTERPRISE FUND	0.00	0.00	0.00	0.00	0.00
070	CAPITAL PROJECTS	750,000.00	0.00	0.00	750,000.00	0.00
200	STUDENT MANAGED ACTIVITY	12,200.00	3,954.03	3,756.03	8,245.97	32.41
300	DISTRICT MANAGED ACTIVITY	96,491.02	62,615.10	15,484.27	33,875.92	64.89
451	DATA COMMUNICATION FUND	5,400.00	0.00	0.00	5,400.00	0.00
467	Student Wellness and Success Fund	0.00	0.00	0.00	0.00	0.00
499	MISCELLANEOUS STATE GRANT FUND	0.00	0.00	0.00	0.00	0.00
507	ELEMENTARY AND SECONDARY SCHOOL EMERGENCY RELIEF FUND	171,410.60	10,918.43	5,717.17	160,492.17	6.37
508	GOVERNOR'S EMERGENCY EDUCATION RELIEF FUND	0.00	0.00	0.00	0.00	0.00
510	CORONA VIRUS RELIEF FUND	0.00	0.00	0.00	0.00	0.00
516	IDEA PART B GRANTS	107,102.55	6,808.75	3,404.34	100,293.80	6.36
572	TITLE I DISADVANTAGED CHILDREN	87,246.87	10,261.50	5,002.81	76,985.37	11.76
584	TITLE IV, PART A STUDENT SUPP AND ACADEMIC ENRICH	10,000.00	0.00	0.00	10,000.00	0.00
587	IDEA PRESCHOOL-HANDICAPPED	2,400.52	0.00	0.00	2,400.52	0.00
590	IMPROVING TEACHER QUALITY	14,904.77	0.00	0.00	14,904.77	0.00
599	MISCELLANEOUS FED. GRANT FUND	40,824.50	154,360.47	154,360.47	(113,535.97)	378.11
<b>Grand Total</b>		<b>\$ 9,831,073.09</b>	<b>\$ 3,302,103.38</b>	<b>\$ 637,412.70</b>	<b>\$ 6,528,969.71</b>	

## LUCAS LOCAL SCHOOL DISTRICT

### Spending Plan Summary

ODE Line Number	Monthly Estimate	Monthly Actual	Monthly Difference	FYDTEstimate	FYTDActual	FYTDDifference
01.010 General Property (Real Estate)	\$ 0.00	\$ 0.00	\$ 0.00	\$ 745,000.00	\$ 702,163.08	\$ (42,836.92)
01.020 Tangible Personal Property Tax	0.00	0.00	0.00	1,126,530.00	1,310,281.67	183,751.67
01.030 Income Tax	0.00	0.00	0.00	0.00	0.00	0.00
01.035 Unrestricted Grants-in-Aid	229,320.00	229,320.35	0.35	687,960.00	715,517.76	27,557.76
01.040 Restricted Grants-in-Aid	17,939.00	17,939.94	0.94	53,817.00	53,850.09	33.09
01.045 Restricted Federal Grants-in-Aid - SFSF	0.00	0.00	0.00	0.00	0.00	0.00
01.050 Property Tax Allocation	147,822.00	147,822.09	0.09	154,623.00	154,623.87	0.87
01.060 All Other Operating Revenue	38,400.00	38,917.87	517.87	85,356.00	85,874.58	518.58
01.070 Total Revenue	433,481.00	434,000.25	519.25	2,853,286.00	3,022,311.05	169,025.05
02.010 Proceeds from Sale of Notes	0.00	0.00	0.00	0.00	0.00	0.00
02.020 State Emergency Loans & Advancements (Approved)	0.00	0.00	0.00	0.00	0.00	0.00
02.040 Operating Transfers-In	0.00	0.00	0.00	0.00	0.00	0.00
02.050 Advances-In	0.00	0.00	0.00	0.00	0.00	0.00
02.060 All Other Financial Sources	2,000.00	2,050.37	50.37	5,000.00	5,550.17	550.17
02.070 Total Other Financing Sources	2,000.00	2,050.37	50.37	5,000.00	5,550.17	550.17
<b>02.080 Total Revenues and Other Financing Sources</b>	<b>435,481.00</b>	<b>436,050.62</b>	<b>569.62</b>	<b>2,858,286.00</b>	<b>3,027,861.22</b>	<b>169,575.22</b>
03.010 Personal Services	442,701.00	442,701.42	0.42	949,701.00	950,681.61	980.61
03.020 Employees' Retirement/Insurance Benefits	113,517.00	113,517.32	0.32	336,255.00	336,253.91	(1.09)
03.030 Purchased Services	31,864.00	31,864.77	0.77	166,063.00	166,064.98	1.98
03.040 Supplies and Materials	35,079.37	35,079.37	0.00	95,196.59	95,197.09	0.50
03.050 Capital Outlay	0.00	9,106.36	9,106.36	0.00	16,756.36	16,756.36
03.060 Intergovernmental	0.00	0.00	0.00	0.00	0.00	0.00
04.010 Debt Service: All Principal (Historical)	0.00	0.00	0.00	0.00	0.00	0.00
04.020 Debt Service: Principal-Notes	0.00	0.00	0.00	0.00	0.00	0.00
04.030 Debt Service: Principal - State Loans	0.00	0.00	0.00	0.00	0.00	0.00
04.040 Debt Service: Principal - State Advancements	0.00	0.00	0.00	0.00	0.00	0.00
04.050 Debt Service: Principal - HB 264 Loans	0.00	0.00	0.00	0.00	0.00	0.00
04.055 Debt Service: Principal - Other	0.00	0.00	0.00	0.00	0.00	0.00
04.060 Debt Service: Interest and Fiscal Charges	0.00	0.00	0.00	0.00	0.00	0.00
04.300 Other Objects	3,400.00	3,454.14	54.14	57,675.00	57,820.46	145.46
04.500 Total Expenditures	626,561.37	635,723.38	9,162.01	1,604,890.59	1,622,774.41	17,883.82
05.010 Operational Transfers - Out	0.00	0.00	0.00	0.00	0.00	0.00
05.020 Advances - Out	0.00	0.00	0.00	0.00	0.00	0.00
05.030 All Other Financing Uses	0.00	0.00	0.00	0.00	0.00	0.00
05.040 Total Other Financing Uses	0.00	0.00	0.00	0.00	0.00	0.00
<b>05.050 Total Expenditure and Other Financing Uses</b>	<b>626,561.37</b>	<b>635,723.38</b>	<b>9,162.01</b>	<b>1,604,890.59</b>	<b>1,622,774.41</b>	<b>17,883.82</b>
<b>06.010 Excess Rev &amp; Oth Financing Sources over(under) Exp &amp; Oth F</b>	<b>(191,080.37)</b>	<b>(199,672.76)</b>	<b>(8,592.39)</b>	<b>1,253,395.41</b>	<b>1,405,086.81</b>	<b>151,691.40</b>
07.010 Cash Balance-July1 -Excluding Proposed Renew/Replace & New	0.00	13,091,793.72	13,091,793.72	0.00	11,487,034.15	11,487,034.15
07.020 Cash Balance June 30	(191,080.37)	12,892,120.96	13,083,201.33	1,253,395.41	12,892,120.96	11,638,725.55
08.010 Estimated Encumbrances June 30	0.00	1,217,400.43	1,217,400.43	0.00	1,217,400.43	1,217,400.43